

LEVSAK



1000 kg Fertiliser Big Bag Lifter



DESIGNED FOR STRENGTH AND LONG LIFE!

1. Tractor hitch

- Standard design: compatible with all types of tractor with cat. II linkages.
- The top link extends along the mast for greater resistance to deformation.

2. Spreader hitch

- Width of lower hitch supports can be adjusted to suit all types of spreader.
- Lower hitch supports suited to spreaders equipped with weighing system.
- Adjustable top linkage: reduced overhang between the LEVSAK and the spreader.

3. Working stand legs

- Working stand legs fitted as standard: improved machine stability and easier loading of the fertiliser spreader.

4. Hydraulic controls (optional)

- Adjustable to several positions: easily accessible from the tractor cab.

5. Monobeam mast

- Closed, conical profile for greater load stress resistance.

6. Arm and telescopic extension

- 1000 kg lifting capacity.
- Long cylinder strokes (350 mm for arm lifting and 800 mm for the telescopic extension): maximum handling arc.

7. Arm cylinder

- Cylinder fitted vertically inside the mast to avoid interference with the spreader. Thrust operation: insensitive to buckling.

8. Rollers




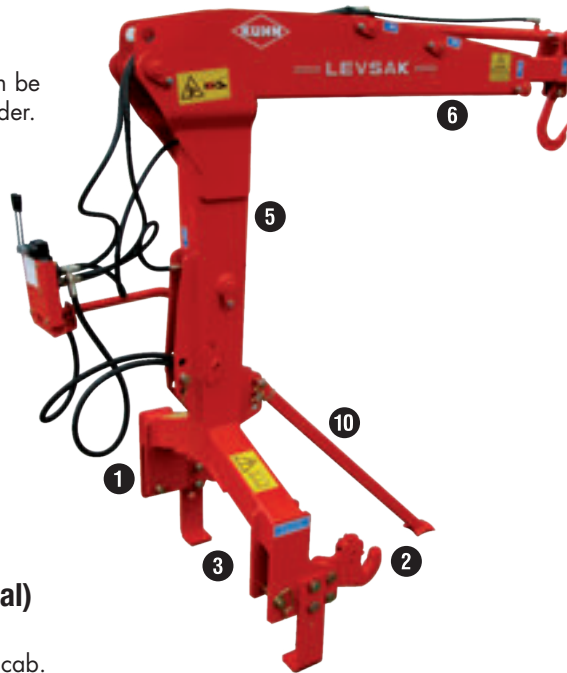
- Telescopic extension mounted on rollers: no resistance or friction means no energy loss and minimum maintenance and wear.

9. Lifting hook

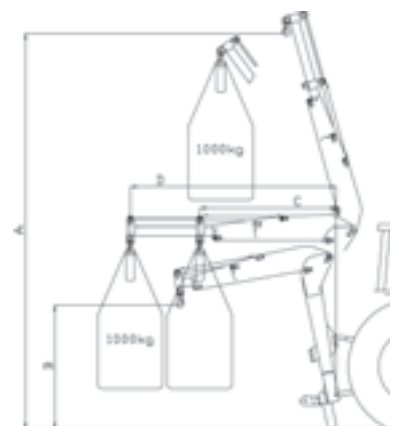
- Pivoting design for easier bag attachment and absolute safety. A wide-opening hook is available as an option.

10. Storage stand leg

- Height adjustable: quick to put into position. Simplifies hitching operations.



SPECIFICATIONS	LEVSAK	
Lifting capacity	kg	1 000
Reach A*	m	4.55
Reach B*	m	1.45
Reach C	m	1.56
Reach D	m	2.36
Maximum authorised spreader load	kg	3 400
Overall width	m	0.98
Overall length	m	1.85
Unladen weight	kg	273
Lifting power required	kg	2 500
Output required at 180 bar	l/min	25
Tractor hydraulic equipment required	2 double-acting valves	



* Reach with LEVSAK resting on its working stand legs.

"In European Union countries, our machines comply with the "Machinery" directive; in other countries, they comply with local safety legislation. In our brochures, protective devices may have been removed for the purposes of illustrating certain details. In all cases, these devices must remain in place in accordance with the instruction manual. We reserve the right to make alterations to our models or their equipment and accessories without notice. Machines and equipment in this leaflet can be covered by at least one patent and/or registered design. Registered trademark(s)."

DEALER

KUHN NORTH AMERICA, INC.
Corporate Headquarters - 1501 West Seventh Avenue
P.O. Box 167 - BRODHEAD, WI 53520-0167 - USA
Phone: +1 608 897 2131 - Fax: +1 608 897 2561
www.kuhnnorthamerica.com

KUHN FARM MACHINERY (U.K.) LTD
Stafford Park 7
TELFORD - SHROPSHIRE TF 3 3 BQ
Phone: (01952) 239300/1/2 - Fax: (01952) 290091
www.kuhn.co.uk

KUHN FARM MACHINERY PTY LTD
313 - 325 Foleys Road, Deer Park,
VIC, 3023 - Australia
Phone: +61 3 9982 1490
Fax: +61 3 8348 5999
www.kuhn.com.au

